




*Renaissance*  
Contract Lighting & Furnishings

# TABLES AND CHAIRS 2006



# OUR MISSION

**RCLF** is dedicated to bringing well designed furniture of exceptional value to the hospitality market. Often a very small detail can make the difference between a comfortable chair and an uncomfortable one, or a durable chair and a fragile one. You can be assured that all of our products are true contract quality, designed to last and to look good for a long time. We guarantee it with our (limited) five year guarantee

**RCLF** tabletops are seamless, weather-resistant molded laminate table tops, proven in extreme conditions around the world. They are manufactured by a special process using special woods, resins, heat and pressure to provide years of trouble free service.

**Econox Brand™** tabletops are manufactured from 4 mil thick, type 304 stainless steel, burnished and polished and applied in one piece to a weather-resistant wood substrate. All corners are rounded with a 3" radius.

**Atcotec Brand™** solid phenolic tabletops are extremely durable all-weather table tops designed for truly heavy duty applications where other materials might fail.

**RCLF Brand™** tubular aluminum furniture is made from high quality 1.8 to 2.0 mm thick aluminum tubing that is bent, hand polished and finally anodized to retain its luster and beauty. Certain models are finished with baked on powder coat epoxy. Joints are either welded or utilize stainless steel fastenings with locking bolts or rivets. Critical joints are reinforced. Seats and backs are woven, finished in PVC or real teak and are designed to be comfortable yet withstand the rigors of harsh sunlight and salty sea breezes.

**Atcowood™** table tops are real solid maple and solid oak plank tops and wood edge laminate and veneer surface tops. The wood is finished with a post-catalyzed conversion varnish which is resistant to chemicals typically found in foods and cleaning agents including lemon juice, alcohol, mayonnaise, vinegar, milk, butter, and cooking fat. The finish is tough and durable, yet looks like fine furniture.

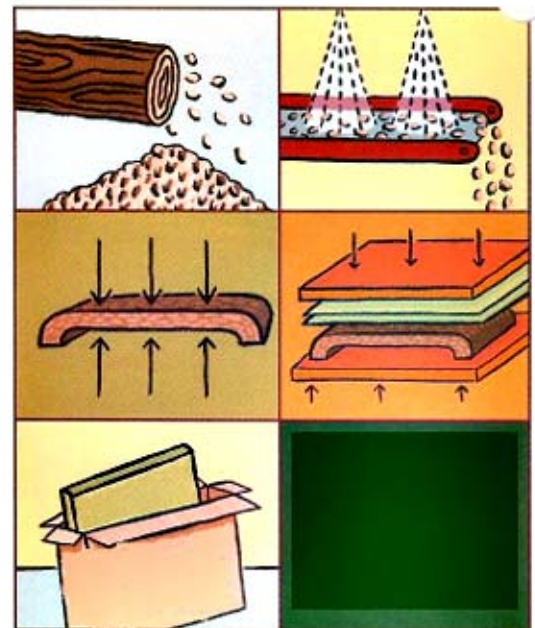
The wood veneer can be presented in various patterns including book matched, diamond box, reverse diamond, long grain, and sunburst. Laminates used can be from Wilsonart, Formica, Nevamar or Pionite. For that luxury tablecloth presentation, fully padded tops are also available. All Atcowood™ tables can be ordered with a variety of stain colors, edge treatments, drop leaves, square to round and radius corner options.

**RCLF** also features products manufactured by **Esseti**, featuring tubular steel furniture and **DessiMobel** featuring cast aluminum bases and chairs, and **Resol** featuring molded resin chairs with anodized aluminum hardware. Each is the finest in its category with unique features guaranteeing years of service under the most demanding conditions.

**RCLF offers you more of what you expect from America's leading hospitality furniture supplier.**

**More choice,  
more design,  
more value.**

# THE RCLF PROCESS



*Okoume African Hardwood is chipped into rice-size pieces*

*Wood chips are dried and infused with resins*

*Giant presses mold resinated wood chips into table top shape*

*Hot presses fuse decorative and protective melamine sheets to the blank to make the finished table top*

*Finished tables are shipped around the world*


**RCLFBrand™ Tabletops** are made by creating a resinated wood substrate and fusing melamine sheets to the top surface and underside. The Okoume hardwood is first chipped into rice sized pieces which are then dried and infused with resins. This process renders each particle water resistant. Large presses then compress these resinated wood particles into table-top blanks. The top shaped blanks are then sent to the hot press where the decorative and protective melamine sheets are fused to the blanks under heat and pressure.

The resulting tabletop is seamless, weather and water resistant with the surface of a laminate, with an integral substrate so there is no possibility of delaminating, separation or warping.

Tops are a worry free choice. They are reasonably priced and will keep their good looks for years. The process, while industrial, lends itself to customization and many clients have created their own top designs to further their design imperatives.

# TABLE OF CONTENTS

Solo p.4



Duo p.6



Specialties p.8



Atcotec p.9



Perso p.10



E Z Perso p.11



Atcwood  
Solid Wood Tops p.12



Atcwood  
Wood Edge Tops p.13



Bases p.14



Avangard p.16



Key West & Nassau p.16



Tubular Aluminum

Domenica & Valencia p.17



Resin and Aluminum

Tubular Aluminum p.18



Steel p.20



Cast Aluminum p.21






# SOLO

## Sizes Available

Ø24 24 x 24	Ø28 28 x 28	Ø32 32 x 32	Ø36 36 x 36	Ø42	Ø48
24 x 32	28 x 44	32 x 48			
37 x 57	38 x 65				

37 x 57" table is an oval shape  
38 x 65" table is an oblic shape with clipped corners



Molded laminate tops can look like marble, granite, wood, tiles or even your own logo.


Molded laminate tops come as you see, in a wide variety of different looks.



Resistant to weather, cigarette burn resistant, alcohol resistant, heat resistant, they will retain their good looks for years.



Molded laminate tops eliminate the need for table linens. Your tables are always dressed.



# DUO

## Sizes Available

Ø24 24 x 24	Ø28 28 x 28	Ø32 32 x 32	Ø36 36 x 36	Ø42	Ø48
24 x 32	28 x 44	32 x 48			
37 x 57	38 x 65				

37 x 57\* table is an oval shape

38 x 65\* table is an oblic shape with clipped corners



Black-Walnut Loupe



Black Mahogany



Black Salmon



Black-Walnut Calvados



Black Cherry



best seller

Jade Quartz




Black Carrare



Black Genoa Marble



Jade Alaska




Anthracite Tenere



Beech Saigon

Adding a border to a Solo top creates Duo, a designer look with standard products.

Anthracite Carrare



Anthracite Genoa Marble



Palerm Beige Copper



Palerm Beige Blue



Palerm Beige Green



Anthracite Concrete



Concrete Saigon



Wenge Saigon



# SPECIALTIES

Deck

best seller



Sizes Available

Ø24	Ø28	Ø32	Ø36	Ø42
24 x 24	28 x 28	32 x 32	36 x 36	
24 x 40	28 x 44	32 x 48		

Variations

Sizes Available					
Ø24	Ø28	Ø32	Ø36	Ø42	Ø48
24 x 24	28 x 28	32 x 32	36 x 36		
24 x 32	28 x 44	32 x 48			
37 x 57	38 x 65				



Neptune  
Beige Green



Roma Beige  
Blue and Green

Neptune  
Beige Blue

\* Mahogany is also a choice of variations

Econox

Sizes Available			
Ø24	Ø28	Ø32*	Ø36*
24 x 24	28 x 28	32 x 32	36 x 36
24 x 32	28 x 44	32 x 48	



Real Burnished type 304 Stainless steel, One piece construction.



Magellan

Sizes Available

Ø24	Ø28	28 x 44
24 x 24	28 x 28	28 x 44



Marina



Sizes Available

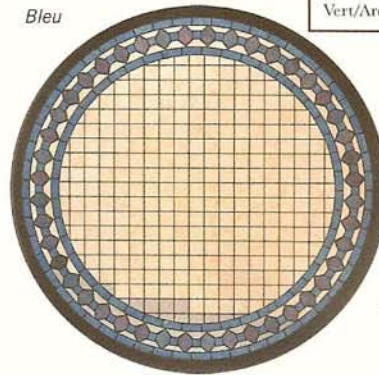
Ø24	Ø28	Ø32	38 x 65
24 x 24	28 x 28	32 x 32	38 x 65

Marocco

Marocco Sizes Available

	28 x 28	32 x 32	36 x 36	
Vert	28 x 28	32 x 32	36 x 36	
Ardoise	28 x 28	32 x 32	36 x 36	
Bleu	28 x 28	32 x 32	36 x 36	
Bleu	Ø28	Ø32	Ø36	Ø42
Vert/Ardoise	Ø28	Ø32	Ø36	Ø42

Bleu



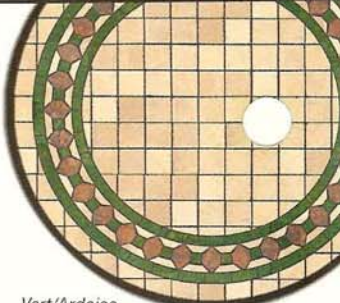

Ardoise



Vert




Bleu



Vert/Ardoise



## Standard Colors



Introducing...  
a new concept in tables


Solid phenolic tops are a cousin to the long established **RCLF** molded laminate tops, but with a 100% phenolic resin core. Manufactured in sheets, the top's melamine surfaces have all the resistance to scratching, chemicals and weather that you are used to, but Atcotec tops can be had in custom as well as standard sizes. The tops are 1/2" thick with a self edge in polished natural phenolic and are completely resistant to water, even for prolonged immersion. Atcotec tops are completely flat, resistant to fading, and due to the density of the substrate, exceedingly difficult to scratch.

The standard edge can be ordered with a bevel, or a reverse bevel to give the impression of a surface floating in the air.

The material from which Atcotec tops are manufactured is known for building façade panels, lockers, partitions and laboratory tops. Atcotec tops are a step up when durability is required, and are even more resistant than natural materials like granite.


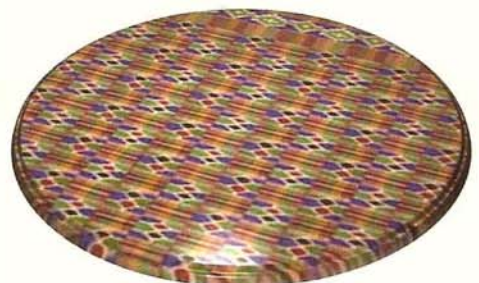


## Premium Colors




# PERSO

Perso tops are made to your order. We need just a JPEG image at 300 dpi to get started. Minimum quantity is just 25 tops. Let us help you personalize your décor.




## Backgrounds - choose your "look"



A




Wood



C



Brushed



B



Granular


## EZ PERSO

Having your own personalized tables is easier than ever thanks to EZ Perso.

Just choose from one of the three types of finishes for your background...Brushed, Speckled, or Wood-look, then choose from one of the 14 available colors to complete the background. Then send us an image of your logo in a 300 dpi JPEG file telling us what size you want it to be and where you want it located on the table, and what color (from the 14) you want your logo to be. There is no set-up fee, and a minimum of only TEN tables.

Of course you can still design your table completely with unlimited colors and images with Regular PERSO if you like, but EZ Perso makes it easy for everyone to have a custom top.

## Colors - choose one color for the background, another for the logo



Expanding...

... our distinguished table top offerings, **RCLF Furniture Company** is creating our Atcwood line. Solid maple and solid oak plank tops finished with a post-catalyzed conversion varnish are resistant to chemicals typically found in foods and cleaning agents including lemon juice, alcohol, mayonnaise, vinegar, milk, butter and cooking fat. The finish is tough and durable, yet looks like fine furniture.

In addition we are offering the same finish on wood edge tops, with wood veneer or laminate surfaces from the leading laminate suppliers such as Wilsonart, Formica, Nevamar or Pionite.

Maple blocked  
Cherry stain



Maple traditional  
Mahogany stain



Maple reeded  
Natural stain




Maple bullnose  
Dark Cherry stain



Maple waterfall  
Dark Walnut stain



Maple ogee  
Walnut stain



Oak bullnose  
Natural stain



Oak champher  
Dark Cherry stain



Oak ogee  
Walnut stain



Oak waterfall  
Light Cherry stain



Oak ogee  
Cherry stain



Oak blocked  
Cherry stain



Oak Plank Bullnose  
Natural



Oak Edge Bullnose  
with Oak laminate  
Natural



Oak Edge Eased edge  
with laminate inlay  
Light Cherry



Oak Edge block natural stain  
with oak veneer



Oak Edge Bullnose  
with laminate overlay  
Natural



Oak Edge Ogee edge  
with laminate inlay  
Natural



Wood Edge semi Bullnose  
multi ply with laminate overlay  
Natural



Oak Edge Block natural stain  
with laminate inlay  
Light Cherry



Oak Edge Waterfall with  
laminate inlay  
Light Cherry



Oak Edge Waterfall with  
laminate inlay  
Natural



Oak Edge bevel with  
laminate overlay  
Natural



Self Edge  
Laminate  
1 3/4"



*Note: Maple is also available for all wood edges*

Self Edge Laminate  
1 1/4"



Aluminum "Diner"  
Edge with laminate



For that luxury tablecloth presentation, fully padded tops are also available. All Atcwood tables can be ordered with a variety of stain colors, edge treatments, drop leaves, square to round and radius corner options.


# BASES

## Bistro

Cast Iron



Bistro base is also available in cast aluminum



## Andalusia/Dessi

Cast Aluminum



Dessi 4 Special / Bar Height  
Andalusia 4 Special / Bar Height

Dessi 3 Special / Bar Height  
Andalusia 3 Special / Bar Height

Dessi 3 / Bar Height  
Andalusia 3 / Bar Height

Dessi 4 / Bar Height  
Andalusia 4 / Bar Height



Dessi 3  
Andalusia 3

Dessi 4  
Andalusia 4

Dessi Special  
Andalusia Special

Dessi / Rectangle  
Andalusia / Rectangle

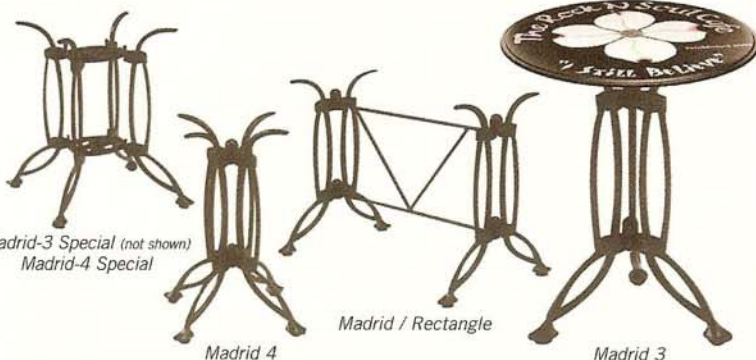
Rectangle also available in Bar Height

Note: Andalusia available in black only. Dessi available in colors on page 22

Table bases can and should be part of the décor. Good bases are an investment in the total environment. Choose them for style, durability, solidity and to enhance the theme. Whether you choose durable cast iron, corrosion free cast aluminum, steel tube or stainless steel cladding, you are assured of the right decision!

## Madrid

Cast Aluminum



Madrid-3 Special (not shown)  
Madrid-4 Special

Madrid 4

Madrid / Rectangle

Madrid 3

## Talavera

Cast Aluminum



Talavera 3

Talavera / Rectangle

Talavera 4

Talavera-3 Special (not shown)  
Talavera-4 Special

Jennifer

Cast Aluminum




B-Series

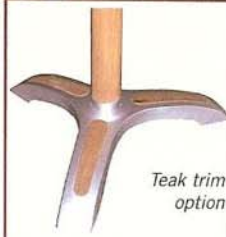
Cast Iron



Charcoal powder coat option



D ring for chaining tables



Teak trim option


C-Series

Cast Iron



Carly

Cast Aluminum



Teak trim option

Iris

Tubular Steel



\* Also available in bar height

Cooper

Cast Iron



Shown in Premium finishes



Ashley

Cast Iron

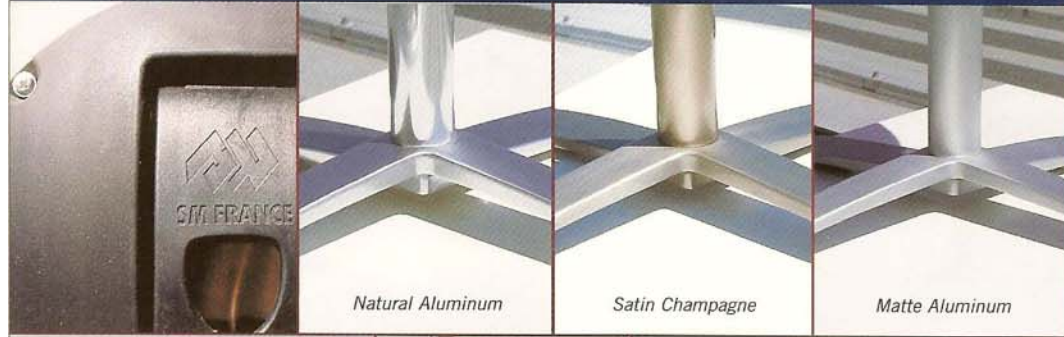


Litchfield

Cast Iron




# AVANGARD



Natural Aluminum

Satin Champagne

Matte Aluminum



# KEY WEST & NASSAU

Introducing Key West, a new concept in outdoor seating, combining the look of real rattan with the durability of aluminum, epoxy and polypropylene. Full 2.0 mil aluminum is powder-coated and then hand finished in a special process to duplicate the look of real rattan, including joints that you can feel. Textylene, a polypropylene mesh is used for upholstery to provide a ventilated seat and back resistant to the elements. Nassau and Bimini introduce an aluminum mesh to provide low-cost ventilated seating in a durable, powder-coated aluminum chair family.

## Key West



## Nassau & Bimini





# DOMENICA & VALENCIA

Introducing...a new concept in seating.  
 Ergonomically designed for comfort and conceived to be 100% recyclable for environmental concerns.  
 The Domenica and Valencia series are manufactured with 100% recyclable polypropylene and aluminum.  
 The polypropylene is UV inhibited to resist color changes due to sunlight, and the matte finished hard anodized aluminum resists corrosion and scratching.



## Domenica



*Arm chair*



*Side chair*



## Valencia



*Arm chair*



*Side chair*



Lightweight yet strong, spacious yet compact, modern yet classic these chairs are modestly priced yet offer exceptional value as do all **RCLF Furniture** Company products.

Table tops are available in the same blue, salmon, emerald, and ivory colors as the chairs and are priced as "DUO" tops.

# TUBULAR ALUMINUM

## Summer Palace



RCLF tubular aluminum furniture is made from heavyweight aluminum tubing, then bent, hand polished and finished with either anodizing or powder coating to provide a durable, good looking seating product.

## South Beach



*PVC seat back*

*Woven club chair*

*Woven barstool*

## Bahama



Curacao



Aruba



Jamaica



Oviedo



Danny



Barstool available

# STEEL

Santa Fe



Monaco



stackable

Beach



stackable

Giulietta



Pandora



stackable

Galaxie



stackable

Stone



Palmera



Rubino



Iris



Tuscany



Kiss



# CAST ALUMINUM



Lyra



*This model is available in both stackable and non-stackable versions*

Mejico



Filipinas



*This model is available in both stackable and non-stackable versions*

Avila



*This model is available in both stackable and non-stackable versions*

Lyra



Avila



Fleur de Lys



Andalusia



Square back

Welded construction

Round back

# COLORS

## Premium & Standard Epoxy Finishes

for Dessi cast aluminum chairs and bases

See pages 14, 21



## Patina Epoxy Finishes

for Dessi cast aluminum chairs and bases


See pages 14, 21



## Stain Finishes

for tubular steel/wood chairs

See page 20



## Metal Finishes

for tubular steel/wood chairs

See page 20



## South Beach PVC Colors

See page 18



## Valencia & Domenica Colors

See page 17







































## AtcoWood Colors

See pages 12, 13



"Wood is a natural product and different species and cuts take stain differently. The above colors are approximate and not a guarantee. Please request a sample wood stain of the color you want on the species you want to assure satisfaction."

# SPECS

Code format	Measurements in inches		Centimeters	Edge profile (all measurements in mm)	Nominal weight lbs	Quantity per pallet
PL 02	Ø24"		Ø60	17  25	8	120
PL 02	Ø 24" CIRCLED		Ø60	17  30	9	Boxes only
PL 04	Ø 28"		Ø70	17  25	11 1/2	70
PL 04	Ø 28" CIRCLED		Ø70	17  30	12 3/4	Boxes only
PL 06	Ø 32"		Ø80	16  25	13 1/2	90
PL 08	Ø 36"		Ø90	17  25	17 1/2	80
PL 12	Ø 42"		Ø105	16  35	24	75
PL 14	Ø 48"		Ø120	16  35	36 1/4	75
PL 22	24" x 24"		60 x 60	16  35	11	106
PL 24	28" x 28"		70 x 70	21  35	17 1/2	53
PL 26	32" x 32"		80 x 80	20  35	21	53
PL 28	36" x 36"		90 x 90	20  35	30	53
PL 46	24" x 32"		60 x 80	17  35	16	53
PL 48	24" x 40"		60 x 100	17  35	18 1/4	53
PL 50	28" x 44"		70 x 110	21  35	27 1/2	53
PL 52	32" x 48"		80 x 120	19  35	36 1/4	53
PL 64	37" x 57" OBLONG		94 x 146	16  35	34 1/4	80
PL 68	38" x 65" OBLIC		38 x 165	21  35	50 1/4	35

Caution — If the tables are to be used in harsh sun (mountain or seaside, tropical, desert) light colors will result in best client satisfaction. Dark colors may change or age prematurely.

